

FIVE PARAGRAPH ESSAY OUTLINE

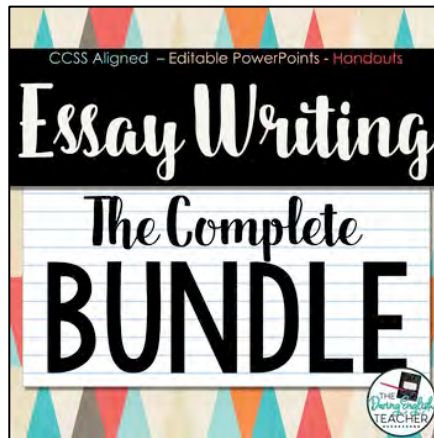
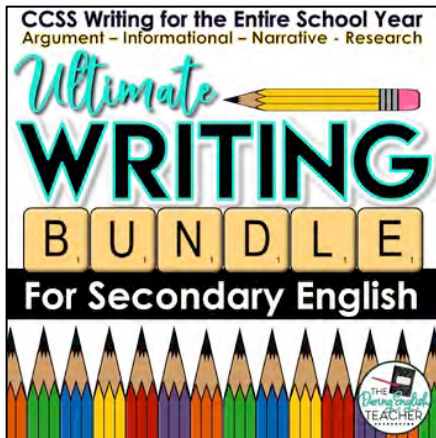
Thank you for downloading this free classroom resource. I hope that it helps your students with their writing.

There are two versions of the outline included in this free download. The first outline requires students to include 2 examples per body paragraph, and the second outline requires students to include 3 examples per body paragraph.

With the exception of in-class timed writes, my students fill out and write an essay outline before formally drafting their essays. I use these outlines, especially in the beginning of the year, to help the students learn how to outline their essays. For the examples in the body paragraphs, I usually require that they include at least one quote per body paragraph. To save paper, I print these out double-sided.

Thank you!
The Daring English Teacher

OTHER WRITING RESOURCES THAT MIGHT INTEREST YOU:





THE DARING ENGLISH TEACHER

Terms of Use

THANK YOU FOR PURCHASING THIS RESOURCE.

PLEASE READ THE TERMS OF USE BEFORE DISTRIBUTING THESE MATERIALS.

This purchase is good for a single-teacher (or teacher team) classroom license for use in one classroom. **If you wish to photocopy and/or digitally share this resource with another teacher**, please purchase an additional license at a discounted rate under the "My Purchases" tab on Teachers Pay Teachers.

Reproducing any part of this resource for more than one teacher, classroom, or for-profit educational and tutoring centers is strictly prohibited. Publishing this resource online is prohibited.


By purchasing this resource, you agree not to publish any portion of it openly online. **YOU MAY NOT POST ON AN OPEN SITE**, even on classroom websites, without the express written permission of The Daring English Teacher. Doing so violates the Digital Millennium Copyright Act (DMCA). **You may post on secured, password-protected classroom sites.**

Please feel free to contact me if you have any questions.

Thank you for your cooperation,
The Daring English Teacher
TheDaringEnglishTeacher@gmail.com
©2017-present – The Daring English Teacher, Inc.



Fonts and Clipart By...



FIVE PARAGRAPH ESSAY OUTLINE

DIRECTIONS: Great writers follow the writing process. Before you start writing your first draft, it is important to outline your essay so that your essay is organized and that your thesis statement and topic sentences are well supported. In your outline include topic sentences, examples, and quotes.

ESSAY TOPIC: _____

ESSAY TITLE: _____

ROUGH DRAFT DUE DATE: _____

FINAL DRAFT DUE DATE: _____

I. INTRODUCTION

<p>a. attention getter</p> <p>b. background information (this is information that your audience should know when reading your essay)</p> <p>c. thesis</p>	<p>ATTENTION GETTER: _____</p> <p>BACKGROUND INFORMATION: _____</p> <p>_____</p> <p>_____</p> <p>_____</p> <p>THESIS: _____</p> <p>_____</p>
---	--

II. BODY PARAGRAPH 1

<p>a. topic sentence</p> <p>b. information, examples, quotes and explanations that support the topic sentence.</p> <p>c. transition to the next paragraph</p>	<p>TOPIC SENTENCE: _____</p> <p>_____</p> <p>EXAMPLE 1: _____</p> <p>EXPLANATION: _____</p> <p>_____</p> <p>EXAMPLE 2: _____</p> <p>EXPLANATION: _____</p> <p>_____</p> <p>TRANSITION: _____</p>
---	--

III. BODY PARAGRAPH 2

- a. topic sentence
- b. information, examples, quotes and explanations that support the topic sentence.
- c. transition to the next paragraph

TOPIC SENTENCE: _____

EXAMPLE 1: _____

EXPLANATION: _____

EXAMPLE 2: _____

EXPLANATION: _____

TRANSITION: _____

IV. BODY PARAGRAPH 3

- a. topic sentence
- b. information, examples, quotes and explanations that support the topic sentence.
- c. transition to the next paragraph

TOPIC SENTENCE: _____

EXAMPLE 1: _____

EXPLANATION: _____

EXAMPLE 2: _____

EXPLANATION: _____

TRANSITION: _____

V. CONCLUSION

- a. restate thesis in a different way
- b. final thought about your topic that will wrap it up

RESTATE THESIS: _____

FINAL THOUGHT: _____

FIVE PARAGRAPH ESSAY OUTLINE

DIRECTIONS: Great writers follow the writing process. Before you start writing your first draft, it is important to outline your essay so that your essay is organized and that your thesis statement and topic sentences are well supported. In your outline include topic sentences, examples, and quotes.

ESSAY TOPIC: _____

ESSAY TITLE: _____

ROUGH DRAFT DUE DATE: _____

FINAL DRAFT DUE DATE: _____

I. INTRODUCTION

- a. attention getter
- b. background information (this is information that your audience should know when reading your essay)
- c. thesis

ATTENTION GETTER: _____

BACKGROUND INFORMATION: _____

THESIS: _____

II. BODY PARAGRAPH 1

- a. topic sentence
- b. information, examples, quotes and explanations that support the topic sentence.
- c. transition to the next paragraph

TOPIC SENTENCE: _____

EXAMPLE 1: _____

EXPLANATION: _____

EXAMPLE 2: _____

EXPLANATION: _____

EXAMPLE 3: _____

EXPLANATION: _____

TRANSITION: _____

III. BODY PARAGRAPH 2

a. topic sentence
b. information, examples, quotes and explanations that support the topic sentence.
c. transition to the next paragraph

TOPIC SENTENCE: _____

EXAMPLE 1: _____
EXPLANATION: _____

EXAMPLE 2: _____
EXPLANATION: _____

EXAMPLE 3: _____
EXPLANATION: _____

TRANSITION: _____

IV. BODY PARAGRAPH 3

a. topic sentence
b. information, examples, quotes and explanations that support the topic sentence.
c. transition to the next paragraph

TOPIC SENTENCE: _____

EXAMPLE 1: _____
EXPLANATION: _____

EXAMPLE 2: _____
EXPLANATION: _____

EXAMPLE 3: _____
EXPLANATION: _____

TRANSITION: _____

V. CONCLUSION

a. restate thesis in a different way
b. final thought about your topic that will wrap it up

RESTATE THESIS: _____


FINAL THOUGHT: _____

YOU MAY ALSO LIKE...

CCSS Aligned - Editable PowerPoints - Handouts

Essay Writing

The Complete BUNDLE



EMAIL Etiquette

A Crash Course in Proper Electronic Communication



Parts of Speech BUNDLE

IDEAL FOR GRADES 5-9

8 COMPLETE PARTS OF SPEECH UNITS
Tests - Presentations - Worksheets



TASK #1 ESCAPE


Nonfiction Reading Test Prep ESCAPE ROOM




SECONDARY ENGLISH CURRICULUM

COMMON CORE ALIGNED GRADES 7-10

The Gettysburg Address Annotating Activity



Sticky Note LITERARY ANALYSIS




Back to SCHOOL Activities

for the secondary classroom




End of the Year ACTIVITIES

FOR SECONDARY STUDENTS



Growth MINDSET

Activities and Resources for the Secondary Class



FOLLOW ME ON SOCIAL MEDIA!



CLICK HERE TO FOLLOW ME ON TPT